

2023-2024 Whittier Primary School 1st Grade Choice Board

- Students should choose at least **two from** each subject area column (Math, Writing, Science/Social and Specials) **Escoger una actividad** de cada materia.
- Place a check on the activities completed and have the caregiver/parent sign at the bottom of the form. Poner una **marca en las actividades terminadas** y firmar abajo.
- Students, please return this sheet to your teacher **within 3 days** upon your return to school. Entregar a la maestra **dentro de 3 días** cuando regresen a la escuela.

Math	Reading	Writing	Science/Social	Specials
<p><b>1. Write your numbers 1-120.</b> Escribe los números del 1 al 120.</p>	<p><b>5. Build a fort and read your favorite book with a flashlight for 60 minutes throughout the day. Complete Reading Log.</b> <i>Construye un fuerte y lee tu libro favorito con una linterna o lámpara por 60 minutos a lo largo del día. Completar el informe de lectura.</i></p>	<p><b>9. Write three sentences of the things you did today.</b> <i>Escribe tres oraciones sobre lo que hiciste hoy.</i></p>	<p><b>13. Draw and write about a place in your community.</b> <i>Dibuja y escribe sobre un lugar en tu comunidad.</i></p>	<p><b>Physical Education</b> Go to Youtube.com Search for channel "Fix and Play"</p> <p>Complete two or more "Would You Rather WORKOUT!" videos</p>
<p><b>2. Practice how to make a ten to subtract. Use the Fluency Skill Practice Worksheet.</b> <i>Práctica cómo hacer una decena para restar. Usa la hoja de fluidez y práctica.</i></p>	<p><b>6. Read to your stuffed animal. Draw a picture to show the beginning, middle, and end of the book.</b> <i>Lee a tu oso de peluche y haz dibujos para mostrar que pasó al comienzo, medio y al final del libro.</i></p>	<p><b>10. Write a thank you note to someone.</b> <i>Escribe una carta para darle las gracias a alguien.</i></p>	<p><b>14. Practice writing your address and phone number. Say it to your guardian throughout the day.</b> <i>Práctica cómo escribir tu dirección y número de teléfono. Dílos a alguien durante el día.</i></p>	<p><b>Art</b> Draw a picture of your favorite things. Gather 5 or more of your favorite things, put them together and draw and color a picture of what you see.</p>
<p><b>3. Use connecting cubes or other objects around your house to play the Center Activity 1.09</b> <i>Usa cubos de conexión u otros objetos alrededor de tu casa para jugar la actividad central 1.09</i></p>	<p><b>7. Read a fiction book on Arc Bookshelf. Draw and write about your favorite part.</b> <i>Lee un libro de ficción en Arc Bookshelf. Dibuja y escribe sobre tu parte favorita.</i></p>	<p><b>11. Read a fiction book on ARC Bookshelf and write about your favorite part of the story.</b> <i>Lee un libro de ficción en ARC Bookshelf y escribe sobre tu parte favorita.</i></p>	<p><b>15. Make a list of your favorite animals and classify them.</b> <i>Haz una lista de tus animales favoritos y clasifica los animales.</i></p>	<p><b>Music</b> Perform one or more of the songs we worked on in class. As you sing it, do the movements. Show the two parts of each song through movement. Song ideas: Como te Llamas &amp; Cantamos en Nuestra Escuela. Tell your parents about TEMPO. Sing some of the songs we learned that have different tempos; The Grand Old Duke of York, Ham and Eggs.</p>
<p><b>4. Play the Unit 2 Game. Use the number cards and the recording sheet to make teen numbers.</b> <i>Juega el juego de la Unidad 2. Usa las tarjetas de números y la hoja de respuestas para formar números del 11 al 19.</i></p>	<p><b>8. Read the nonfiction passage. Write the topic, 3 details, and main idea.</b> <i>Lee el texto de no ficción. Escribe el tema, 3 detalles y la idea principal.</i></p>	<p><b>12. Go outside and build a snowman. Come inside and write the steps you needed to build your snowman.</b> <i>Sal afuera y construye un hombre de nieve. Después escribe los pasos que necesitas para hacer un hombre de nieve.</i></p>	<p><b>16. Who is in your family? Write a sentence, illustrate and label your family.</b> <i>¿Quién esta en tu familia? Escribe una oración, haz el dibujo y pon etiquetas de tu familia.</i></p>	<p><b>STEM</b> 1. Some animals hibernate in the winter. Build a hibernation shelter using Legos or materials around the house (toothpicks, cotton balls, straws, paper, or marshmallows) 2. Create something out of paper and tape.</p>

Student Name - Nombre del estudiante \_\_\_\_\_

Parent/Caregiver Signature - Firma del padre o guardian \_\_\_\_\_

Date - Fecha \_\_\_\_\_



## Fluency and Skills Practice

### Making a Ten to Subtract

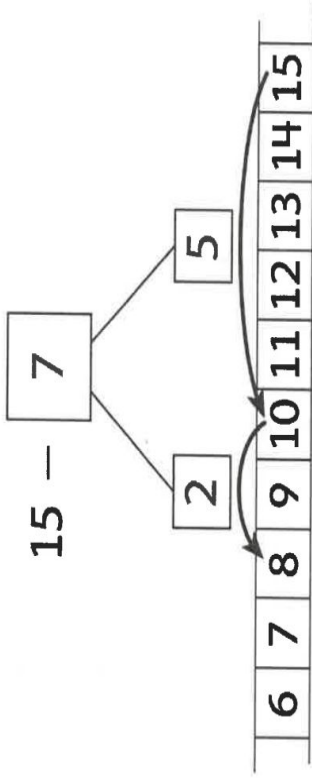
1 Find  $15 - 7$ .

$$15 - \underline{5} = 10$$

$$10 - 2 = \underline{8}$$

$$15 - 7 = \underline{\quad}$$

Name \_\_\_\_\_

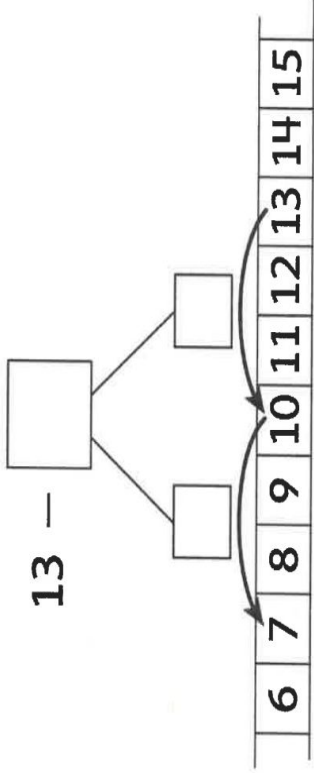


2 Find  $13 - 6$ .

$$13 - \underline{\quad} = 10$$

$$10 - 3 = \underline{\quad}$$

$$13 - 6 = \underline{\quad}$$

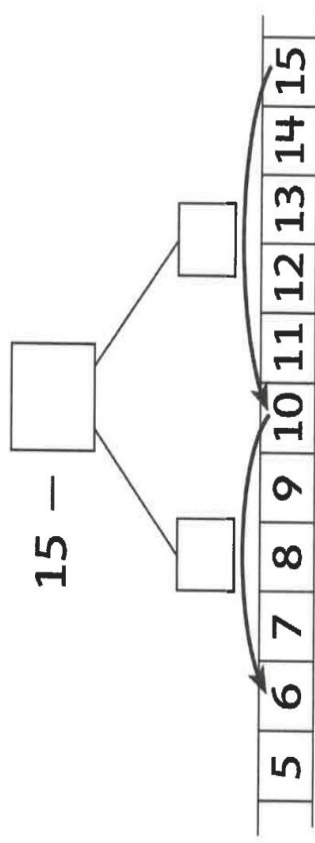


3 Find  $15 - 9$ .

$$15 - \underline{\quad} = 10$$

$$10 - 4 = \underline{\quad}$$

$$15 - 9 = \underline{\quad}$$



Fluency and Skills Practice

2

Making a Ten to Subtract *continued*

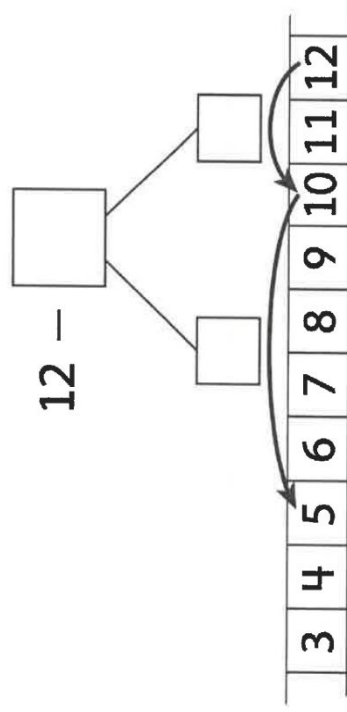
Name \_\_\_\_\_

4 Find  $12 - 7$ .

$12 - \underline{\quad} = 10$

$10 - 5 = \underline{\quad}$

$12 - 7 = \underline{\quad}$

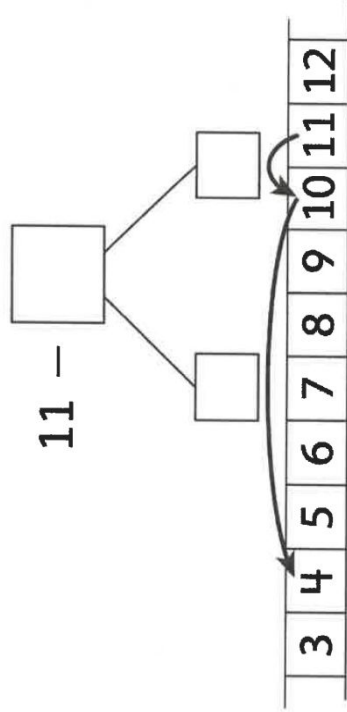


5 Find  $11 - 7$ .

$11 - \underline{\quad} = 10$

$10 - 6 = \underline{\quad}$

$11 - 7 = \underline{\quad}$

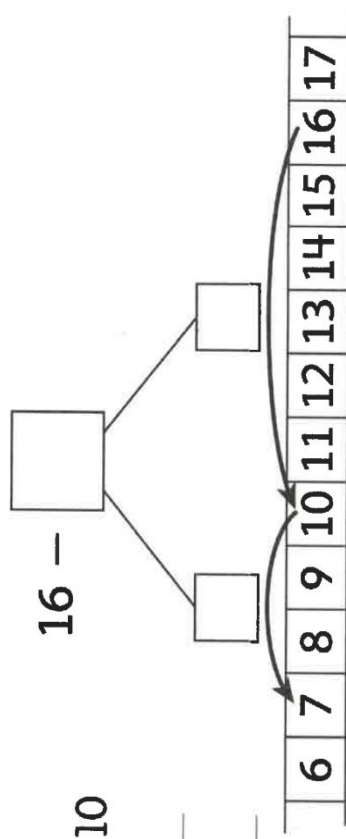


6 Find  $16 - 9$ .

$16 - \underline{\quad} = 10$

$10 - 3 = \underline{\quad}$

$16 - 9 = \underline{\quad}$



**Center Activity 1.09 ★★★**

**Make a Ten to Subtract**

**What You Need**

- 18 connecting cubes
- Recording Sheet

**What You Do**

1. Take turns. Pick a letter.
2. Make a cube train for the first number.
3. Take away the second number. First, subtract to make a ten.
4. Then, subtract the remaining amount.
5. Fill in the subtraction equation on the **Recording Sheet**.

	Make a Train	Take Away
A	15	6
B	17	8
C	15	8
D	18	9
E	16	9
F	17	9
G	16	8
H	15	7

3



**Check Understanding**

Find  $15 - 9$ . Make a ten to subtract.

**Go Further!**

Make a ten to find  $16 - 7$ . Which partners for 16 did you use? Which partners for 7 did you use?



Center Activity 1.09 ★★★ Recording Sheet

Make a Ten to Subtract

Partner A \_\_\_\_\_

Partner B \_\_\_\_\_

3

A

$15 - 6 = \underline{\quad}$

B

$17 - 8 = \underline{\quad}$

C

$15 - 8 = \underline{\quad}$

D

$18 - 9 = \underline{\quad}$

E

$16 - 9 = \underline{\quad}$

F


$17 - 9 = \underline{\quad}$

G

$16 - 8 = \underline{\quad}$

H

$15 - 7 = \underline{\quad}$



With 16 cubes I can  
make a 10-train and  
6-train.

## Unit 2 Game

Name \_\_\_\_\_

# Teen Number Totals

### What You Need

- For each pair:
  - 3 sets of Number Cards 1–10
  - *Teen Number Totals* Game Board
  - 9 two-color counters

For each child:

- *Teen Number Totals* Recording Sheet



What are the different partners for teen numbers?

### How to Play

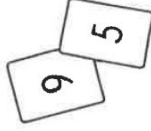
- Mix and place the cards in a stack facedown. Take turns.
- Take 5 cards from the stack. Choose 2 or 3 of the numbers to add. Add to make a teen number.
- Put a counter on that number. If you cannot make a number that is open on the Game Board, skip your turn. Put your cards on the bottom of the stack.

- Write an addition equation on the Recording Sheet. Show what you added.

- Play until all numbers on the Game Board are covered. The player with the most counters on the Game Board wins.



11	12	13
14	15	16
17	18	19



$$\boxed{9} + \boxed{5} = \boxed{14}$$



4

Name \_\_\_\_\_

# Teen Number Totals Game Board

11	12	13
14	15	16
17	18	19





Name \_\_\_\_\_

(4)

## Number Cards 1-10

1	2	3	4
5	6	7	8
9	10		



.Name \_\_\_\_\_

4

# Teen Number Totals Recording Sheet

+

+

=

+

+

=

+

+

=

+

+

=

+

+

=

+

+

=




# WINTER BREAK CHALLENGE

5

ATTENTION HOME COACHES: Please sign only  
if you heard or saw the student reading.  
1 step=15 minutes of reading

Student Name: \_\_\_\_\_  
Date: \_\_\_\_\_

Step #	Write <u>one</u> title down for every 15 minutes you read.	Date	Pages	Level	Coach's Signature



Total # of Steps to date = \_\_\_\_ . This number divided by 4 = \_\_\_\_ Total Hours of Reading


# WINTER BREAK <sup>(5)</sup> CHALLENGE

ATTENTION HOME COACHES: Please sign only if you heard or saw the student reading.  
1 step=15 minutes of reading

Student Name: \_\_\_\_\_

Date: \_\_\_\_\_

Step #	Write one title down for every 15 minutes you read.	Date	Pages	Level	Coach's Signature



Total # of Steps to date = \_\_\_\_ . This number divided by 4 = \_\_\_\_ Total Hours of Reading

Name \_\_\_\_\_

# Retelling

Beginning,  
Middle, Ending



**Beginning**  
Comienzo

**Middle**  
Medio

**Ending**  
Final


Name \_\_\_\_\_

Handwriting practice lines consisting of 10 sets of three horizontal lines: a solid top line, a dashed middle line, and a solid bottom line.

7

--	--

--	--	--	--	--	--	--	--	--	--



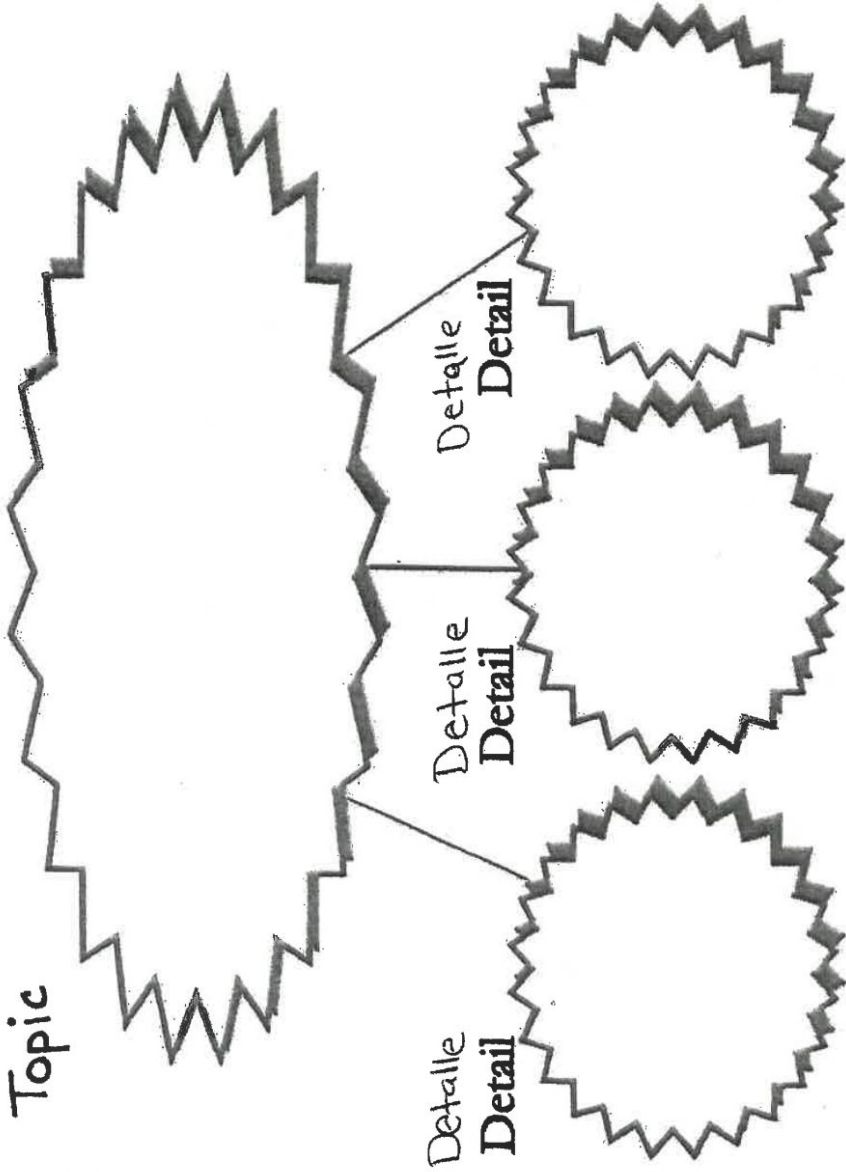


Name: \_\_\_\_\_

# Main Idea Organizer

8

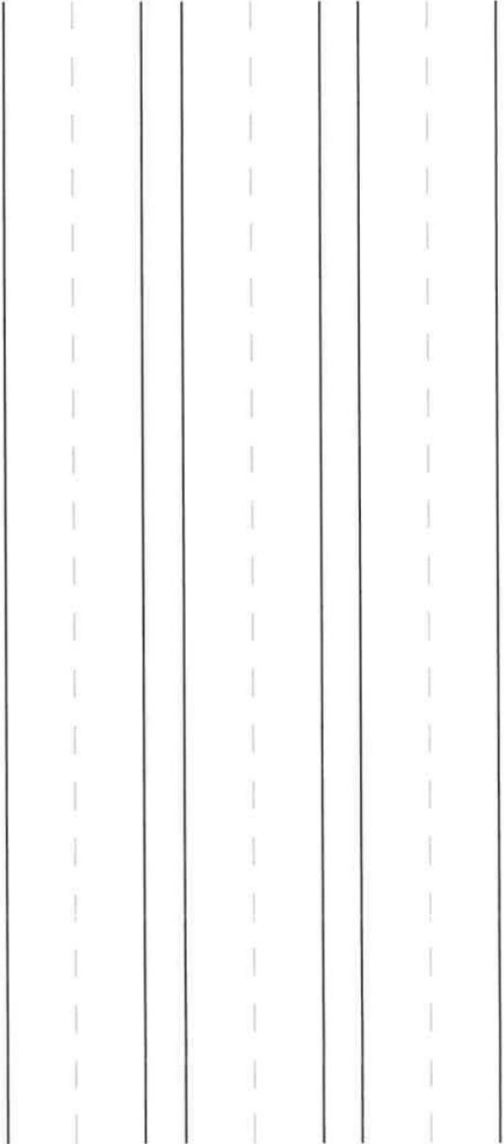

Tema  
Topic




Idea Principal:  
Main Idea:




9





--	--	--



Name \_\_\_\_\_

(12)

Organizador de secuencia  
**Sequencing Organizer**

Primero,  
**First,**

Luego,  
**Next,**


Después  
**Then,**

Finalmente!  
**Finally!**

(11)

12

--	--	--






13

--	--

--	--	--	--	--	--	--	--



Name: \_\_\_\_\_

Phone Number: \_\_\_\_\_

Address: \_\_\_\_\_

\_\_\_\_\_

Phone Number: \_\_\_\_\_

Address: \_\_\_\_\_

\_\_\_\_\_

Phone Number: \_\_\_\_\_

Address: \_\_\_\_\_

\_\_\_\_\_

Name \_\_\_\_\_

# Animal Classification


16

--	--

--	--	--	--	--	--	--	--	--	--

